


① figs / wTF gens Wen

change to two-coloured:



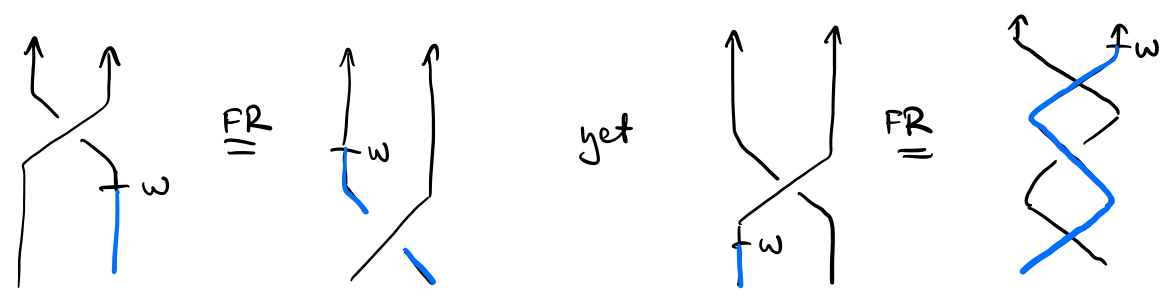
this probably needs to be on several lines.

Could you fix it together with the brackets it's included in?

see: def:wTF


② figs / Flip Rels 2

make it coloured ; write "FR" over "=" signs:



③ figs / CapWen

colour, and write "CW" rather than \leftrightarrow

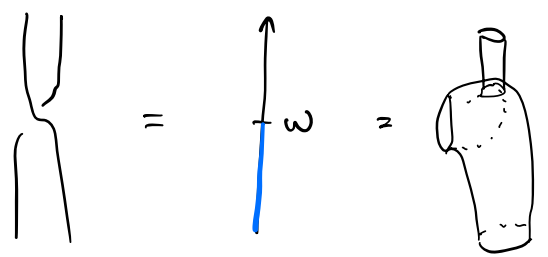


④ New Figure: figs / TVRel



⑤ figs / Wen2

introduce colour, get rid of "=" sign at the end

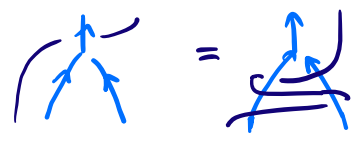


6

$$S = CA \left\langle \boxed{i, i, \nearrow, \nwarrow, \swarrow, \searrow, \uparrow_w, \downarrow_w} \mid W^2, CW, TV \right\rangle$$

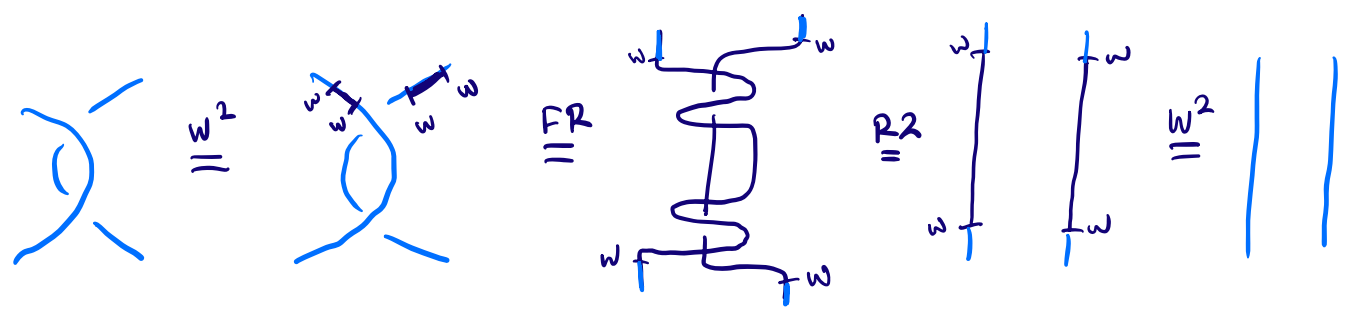
↳ this should be a figure
figs / Sket Gen Wen

7 new figure: figs / Blue R4

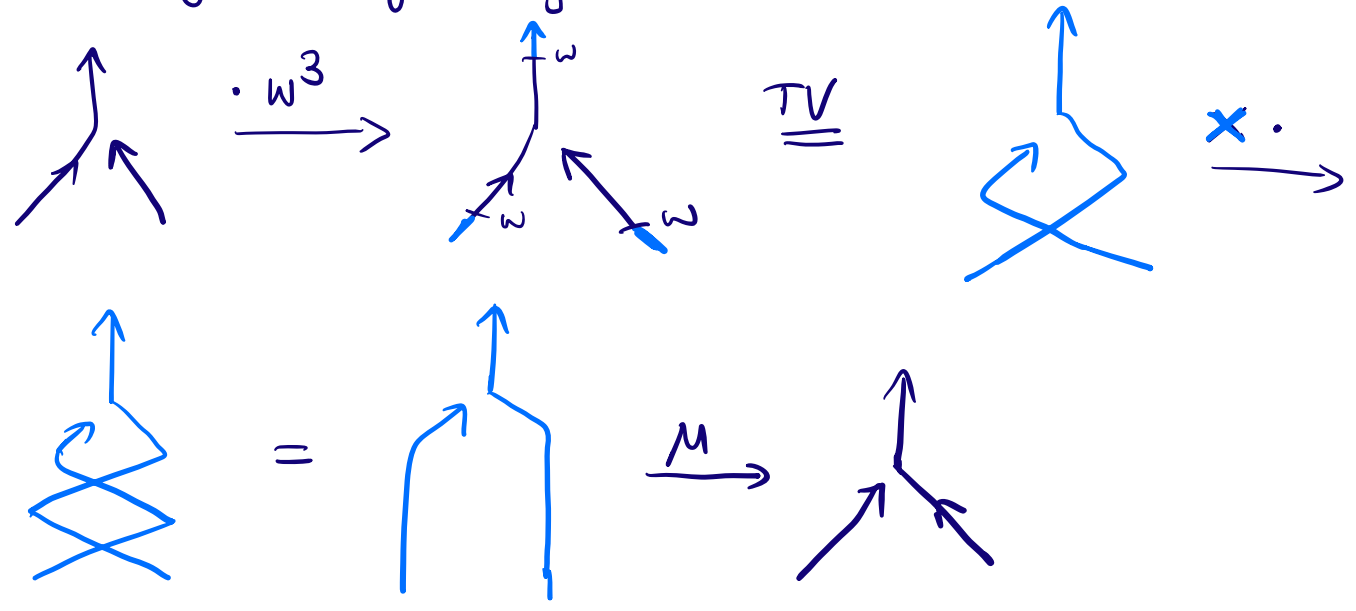


(note: direction & colour of the under strand is irrelevant, so let's leave it undirected & black)


8 new figure: figs / Blue R2



9 new figure: figs / Adjoint



⑩ old figure: WTFprojgens
change to:



could you include it in brackets like:

$$U^{(S)W} = \left\langle \begin{array}{l} \text{+the gens} \\ \left(\begin{array}{l} \vec{4T}, TC, (RI), VI, CP \\ W^2, TW, CW, FR \end{array} \right), \left(S_e, u_e, d_e, M \right) \end{array} \right\rangle$$

⑪ old figure: VI. fig
put "VI" above the = signs